

MRIAD Intelligent addressable loop connected remote indicator



The intelligent addressable loop connected remote indicator (MRIAD) is designed to provide discreet remote indication, which is controlled by the intelligent addressable control panel, whilst providing the ability to monitor multiple sensors within an area thereby minimising wiring requirements.

The MRIAD is compatible with Eaton's range of intelligent addressable fire systems.

The device is connected directly on to the loop, and is "soft addressed" by the panel on system start up and is fitted with integral short circuit isolators.

When using "site installer" the intelligent addressable loop connected remote indicator should be programmed as an address output (sounder) and can be programmed using the comprehensive cause and effect tables to operate continuous, pulsing, by global, panel, zone, address or on double knock input etc.

The device is supplied complete with back box and is surface mounted.

Features and benefits

- Loop powered
- Soft addressed
- Integral short circuit Isolator
- Single address
- High visibility LED
- Can be programmed to monitor multiple remote sensors
- Fits on to a standard single gang back box
- Aesthetically pleasing
- Quick and simple to install
- Wide viewing angle for increased visibility
- Discreet design for incorporation in to any decor
- Can be activated by cause and effect programming
- Reduced cost
- Minimises cabling
- Easy to maintain/service

Specifier's guide

2.4 Accessories

Technical specification

Code	MRIAD
Description	Loop connected remote indicator
Specification	
Operating voltage	24V dc
Quiescent current	220µA
Alarm current	6mA
Cable size	0.5 mm ² to 2.5 mm ²
Environmental	
Operating temperature	-10°C to +55°C
Humidity (non condensing)	0 to 95% RH
Physical	
Construction	ABS
Colour	White
Lens colour	Red
Dimensions (H x W x D)	87mm x 87mm x 49mm
Weight	0.28kg
Ingress protection	IP30
Compatibility	
Suitable for use with	Eaton intelligent addressable fire systems

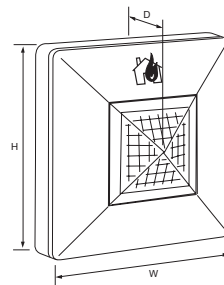
Installation

1. Mounting plate fixes to single gang back box or can be direct fixed to wall or ceiling.
2. Cable entry is normally from rear but breakouts are provided in side of base plate
3. Cables connect to terminals on PCB within base plate.
4. Front cover is pushed onto base plate and locks in place.

System functionality

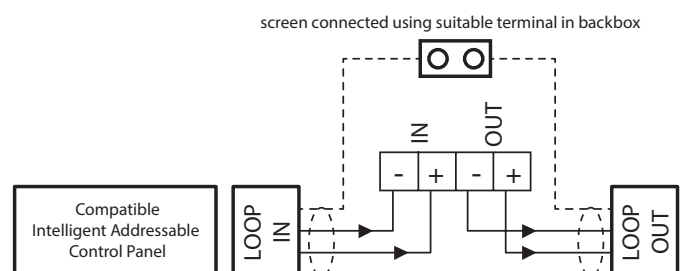
1. MRIAD is addressable and is programmed to activate when selected detectors are triggered.
2. LED cancels when detector is reset.
3. Low current consumption.

Dimensions



H (mm)	W (mm)	D (mm)
87	87	49

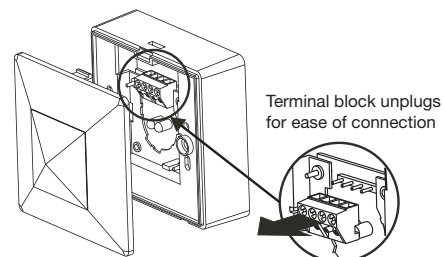
Standard connections



WARNING:

Do NOT use high voltage testers if ANY equipment is connected to the system.

Screen (Earth) must be continuous along entire length of loop.



Catalogue numbers

Description	Code
Intelligent addressable remote indicator	MRIAD
Conventional remote indicator	CIR301